


**GECKO® REVELATION SR 606R**

# **OWNER'S MANUAL**




**[www.geckomusic.net](http://www.geckomusic.net)**



# GECKO® SAFETY INSTRUCTIONS & SYMBOLS GUIDE

For your own safety and to avoid invalidation of the warranty, all text marked with these symbols should be read carefully.

## SYMBOLS:



### NOTES

Contain important information and useful tips on the operation of your equipment.



### WARNING

The lightning flash with arrowhead symbol within an equilateral triangle, is intended to alert the user to the presence of uninsulated dangerous voltage within the product's enclosure that may be of sufficient magnitude to constitute a risk of electric shock.



### CAUTIONS

The exclamation point within an equilateral triangle is intended to alert the user to the presence of important operating and maintenance (servicing) instructions in the literature accompanying the appliance. Please read the manual carefully.



### HEADPHONES SAFETY WARNING

Contain important information and useful tips on headphones outputs and monitoring levels.



## SAFETY INSTRUCTIONS:

- To reduce the risk of electrical shock, do not remove covers. No user serviceable parts inside. Please refer servicing to qualified personnel.
- To reduce the risk of electrical shock or fire, do not expose the equipment to rain or moisture.
- Do not impose unnecessary stress on your equipment (i.e. placing heavy objects on it, overscrewing its mounting etc).
- Read and keep the instruction manuals in a safe place for future references.
- Do not attempt to clean the equipment with chemical solvents as this may damage the finish. Clean only with dry cloth.
- Do not block any ventilation openings.
- Do not install near any heat sources such as radiators, heat registers, stoves, or other apparatus that produce heat.
- Do not defeat the purpose of the polarized or grounding type plug. A polarized plug has two blades with one wider than the other. A grounding type plug has two blades and a third grounding prong. The wide blade or the grounding prong is provided for your safety. If the provided plug does not fit into your outlet, consult an electrician for the replacement of the obsolete outlet.
- Protect the power cord from being walked on or pinched particularly at plugs, convenience receptacles, and the point where they exit from the apparatus.
- Unplug the apparatus during lightning storms or when it is not in use for a long period of time.

- Use only attachments / accessories specified by the manufacturer.
- Always shut down power supply when not in use to save energy and for prolonged lifespan.
- Exposure to extremely high noise levels may cause permanent hearing loss. Individuals vary considerably in susceptibility to noise-induced hearing loss, but nearly everyone will lose some hearing if exposed to sufficiently intense noise for a period of time. The U.S. Government's Occupational Safety and Health Administration (OSHA) has specified the permissible noise level exposures shown in the following chart. According to OSHA, any exposure in excess of these permissible limits could result in some hearing loss. To ensure against potentially dangerous exposure to high sound pressure levels, it is recommended that all persons exposed to equipment capable of producing high sound pressure levels use hearing protectors while the equipment is in operation. Ear plugs or protectors in the ear canals or over the ears must be worn when operating the equipment in order to prevent permanent hearing loss if exposure is in excess of the limits set forth here:

Duration/Day (Hours)	dB, Sound Pressure Level (SPL)	Descriptions
	Below 90 dB	Safe zone
8.00	90	Hearing damage
6.00	92	
4.00	95	
3.00	97	
2.00	100	Serious hearing damage
1.50	102	
1.00	105	
0.50	110	
0.25 or less	115	Human pain threshold

**GECKO MUSIC GROUP**

No. 59, 59-1, 61, 61-1, 63, 63-1, Jalan PE 3, Taman Paya Emas,  
 Paya Rumput, 76450 Melaka, Malaysia.

Mobile: +6012.204 2175

Email: info@geckomusic.net • Website: www.geckomusic.net

# FOREWORD

Dear Friends,

Thank you very much for purchasing quality products by **GECKO MUSIC GROUP**. I am indeed very delighted that we have journeyed this far, setting new standards in the audio and music industry while touching and changing lives along the way!

At **GECKO MUSIC GROUP** we focus on developing nothing but the best professional audio equipment and premium grade musical instruments you ever need! It has been our philosophy all this while that good sound reproductions can be achieved at a fraction of a premium. Our engineering team is constantly doing research and development to meet this objective. We thank God that by HIS grace, we have succeeded in developing the revolutionary C.R.I.S.T.A.L.® Audiophile technology that is changing the way how sound is being encoded, reproduced and managed!

On behalf of **GECKO MUSIC GROUP**, I would like to pledge our continuing commitment to uphold our traditions in serving music and audio communities around the world with more value-added highest possible quality GECKO® professional audio equipment and premium grade musical instruments!

Once again, thank you very much for your support.


Yours truly,

A handwritten signature in black ink, appearing to be 'Daniel Foo', with a small dot at the end of the line.

Daniel Foo  
Founder / Chairman  
**GECKO MUSIC GROUP**

# TABLE OF CONTENTS

INTRODUCTION	1
SPEAKER ELEMENTS	2
MAKING CONNECTIONS	3
INSTALLATION CONSIDERATIONS	3
SPECIFICATIONS	4
WARRANTY	5



**NOTES:** Congratulations on purchasing the GECKO® REVELATION SR 606R! We recommend that you take a moment and read through the manual as it provides information that will assist you in using your unit to its fullest potential.

# INTRODUCTION




The GECKO® REVELATION SR 606R 6.5" 2-way full-range audiophile long-throw speaker, although small in size, is able to deliver extremely high Sound Pressure Levels (SPL) and a remarkable C.R.I.S.T.A.L.® Audiophile precision over a wide band of frequency spectrum.

The REVELATION SR 606R is the perfect choice for multi-style professional audio installations and applications such as high-end stereo and surround-sound playback systems, surround mixing monitors for post production, mastering studio reference monitors, tracking and mixing studio monitors, as well as many other live environment sound enhancement applications. Like its bigger siblings, the REVELATION SR 606R comes equipped with C.R.I.S.T.A.L.® WaveGuide technology, where multi-point and equal-volume referencing is made possible!

The GECKO® REVELATION SR 606R includes the following features and more:

- \* minimally sized for smallest venues and lowest profile applications;
- \* C.R.I.S.T.A.L.® WaveGuide optimizes widest coverage area for all applications;
- \* passive C.R.I.S.T.A.L.® audiophile crossover for natural, uncompressed, precise sound reproduction;
- \* unique enclosure design provides multi-style mounting angles.

# SPEAKER ELEMENTS



## 1. GRILLE

Foam-backed, powder coated perforated steel grille to protect the REVELATION SR 606R's woofer and tweeter from possible damages contributed by external factors.

## 2. ENCLOSURE

All REVELATION series enclosures are made using Baltic birch plywood, oven-baked painted with textured wear resistant black paint to ensure best resonance and durability.

## 3. CARVED HANDLE

To ease the carrying of the REVELATION SR 606R.

## 4. MOUNTING POINTS

These are 5/16" - 18 threaded mounting/rigging points. You can use these points to mount the REVELATION SR 606R on a wall bracket, fly rigging system, and/or on any customized mounting/rigging system.

## 5. CONNECTORS

These are 4-pole SPEAKON® connectors. These connectors work both as INPUT as well as OUTPUT connectors.

# MAKING CONNECTIONS

To connect the GECKO® REVELATION SR 606R to your sound system, refer to the following steps:

1. Turn OFF all equipment before making any connections.
2. Mount the GECKO® REVELATION SR 606R on a bracket, rigging/suspension system, or stand (optional accessories are sold separately).
3. For purest of sound, make connections using only quality audio cables (i.e. GECKO® TRUTH T2, GECKO® TRUTH T3AL), connectors (i.e. GECKO® OLYMPIAN connectors), amplifiers (i.e. GECKO® GENESIS amplifiers), and mixing consoles (i.e. GECKO® EXODUS mixing consoles) according to your requirements.
4. Turn ON all equipment after making connections.

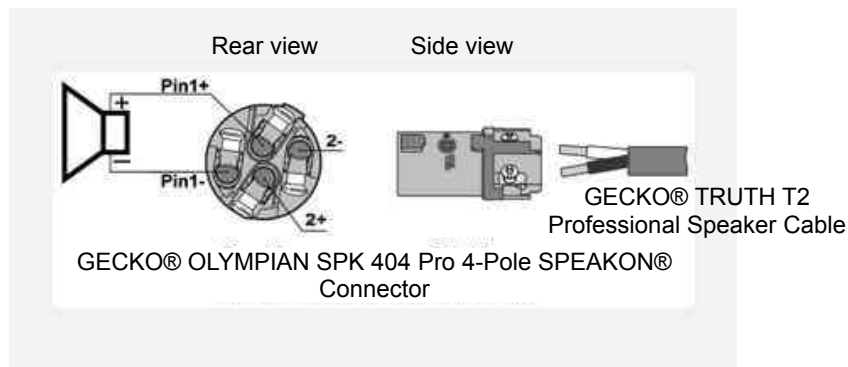
# INSTALLATION CONSIDERATIONS

## HOOKUPS AND CABLING

The GECKO® REVELATION SR 606R is designed with 8Ω impedance. The two 4-pole SPEAKON® connectors at the back are wired in parallel and function as both OUTPUT and INPUT connectors. Either one of these connectors can be used to hookup to another GECKO® REVELATION SR 606R when necessary.

## INPUT AND OUTPUT CABLE CONFIGURATIONS

The following diagram illustrates the polarities and connections of the GECKO® REVELATION SR 606R.





# SPECIFICATIONS

**Speaker:**

6.5" Woofer with Diecast Aluminium Frame

**Tweeter:**

25mmø C.R.I.S.T.A.L.® Driver

**Max RMS:**

200W

**Impedance:**

8Ω

**Frequency Response:**

65Hz ~ 20kHz (C.R.I.S.T.A.L.® Audiophile Linear Response)

**Nominal Coverage:**

C.R.I.S.T.A.L.® WaveGuide 90° (H) x 60° (V) Coverage

**Sensitivity:**

98dB/W/m

**Physical Properties:**

Enclosure: 18mm Baltic Birch Plywood

Finish: Wear Resistant Textured Black Paint

Hardware: 4 x 5/16" - 18 Threaded Mounting/Rigging Points

Grille: Powder Coated Perforated Steel, Foam-Backed (Black)

Connectors: 4-Pole SPEAKON® (2)

Net Weight: 5.85Kg

Dimension: (H) 350mm x (W) 210mm x (D) 210mm

Specifications subject to change without prior notice. Manufactured under ISO9000 certified management system.

# GECKO® TERMS OF WARRANTY

## WARRANTY:

GECKO MUSIC GROUP warrants its GECKO® products for a period of three (3) years from the original date of purchase, in accordance to the warranty regulations described below.

## WHAT IS COVERED:

During the applicable warranty period, GECKO MUSIC GROUP warrants the product against defects in materials and workmanship and against malfunctions. GECKO MUSIC GROUP will remedy all such defects and malfunctions without charge for parts or labour if the warranty applies. In the case that other parts are used which constitutes an improvement, GECKO MUSIC GROUP may, at its discretion, charge the customer for the additional cost of these parts. Final determination of warranty coverage lies solely with GECKO MUSIC GROUP.

## WHAT IS NOT COVERED:

1. If the product needs to be modified or adapted in order to comply with applicable technical or safety standards on a national or local level, in any country which is not the country where the product was originally developed and manufactured, this modification/adaptation shall not be considered a defect in material or workmanship.
2. Normal wear and tear, in particular, of faders, cross faders, potentiometers, keys/buttons, valves, guitar/bass strings, machine heads, pick-up covers, vinyl covers, illuminants, and similar parts are not covered by this warranty.
3. Improper handling, neglect or failure to operate the unit in compliance with the instructions given in the user or service manuals.
4. Connection or operation of the unit in any way that does not comply with the technical or safety regulations applicable in the country where the product is used.
5. Damages/defects caused by force of nature or any other condition that is beyond the control of GECKO MUSIC GROUP.
6. Any repair or opening of the unit carried out by unauthorized personnel (user included) will void the warranty.
7. Modification or removal of serial numbers.

## OBTAINING WARRANTY SERVICE:

To return a GECKO® product for warranty service, first fill out the **Online Technical Report** on **[www.geckomusic.net](http://www.geckomusic.net)** and submit for an authorization/service number. Write the authorization/service number so that it is prominently displayed on the outside of the shipping carton. Any products received without an authorization/service number that is clearly visible upon arrival at the factory will be refused. Enclose proof of the original delivery date or a copy of the original sales receipt/invoice. Enclose a description of the suspected defect or malfunction and the condition, if any, which caused the problem. Return the product to GECKO MUSIC GROUP.

## WARRANTY SHIPPING:

You are responsible for prepaying shipping costs F.O.B. GECKO MUSIC GROUP, Melaka, Malaysia. Shipped product(s) must be properly packaged. Use original shipping cartons and packing materials where possible. GECKO MUSIC GROUP is not responsible for damages resulting from inadequate and or improper packing. Products received with damages due to improper packaging will be deemed out of warranty.

Products which do not meet the terms of this warranty will be repaired exclusively at the buyer's expense. GECKO MUSIC GROUP will inform the buyer of such circumstance. If the buyer fails to submit a written repair order within six (6) weeks after notification, GECKO MUSIC GROUP will return the unit C.O.D. with a separate invoice for freight and packing. Such costs will also be invoiced separately when the buyer has sent in a written repair order.

**WARRANTY RIGHTS:**

This warranty is exclusive and extended to the original buyer and is not transferable to anyone who may subsequently purchase this product. No other person (apart from authorized GECKO® Stores) shall be entitled to give any warranty promise on behalf of GECKO MUSIC GROUP.